

HYGIENIC CLADDING SOLUTIONS

CKDirect

Perfection is Our Passion



COST-EFFECTIVE HYGIENIC CLADDING SOLUTIONS YOU CAN TRUST

Legislation covering the preparation of food in catering kitchens has completely changed food law. We are pleased to offer a competitive range of cladding products for a wide range of environments where there is a risk of hygiene issues.

The range offers full flexibility for all layouts and sizes as well as being highly versatile. It provides a cost-effective solution, offering a simple system to clad all clean rooms.

With a full selection of joining profiles and fixing materials our products are easy to use and install for both the professional builder and competent DIY enthusiast.

Our cladding products conform to the current Hygiene and Fire regulations, and are essential in areas where the possibility of spread of bacteria is a cause for concern. They can be used in new build areas as well as more traditional environments where an upgrade to existing facilities is required; cladding is ideal for hygienically covering over old areas where plaster and tiles have previously been used.

THE SYSTEMS IN BRIEF

PVC WALL CLADDING

Strong with good impact strength, excellent fire rating performance, ideal for applications where a high degree of hygiene is essential. Quick and easy to install, we strongly recommend securing PVC wall cladding using our 2-part adhesive and sealant system.

Typical applications include commercial kitchens, food preparation and storage areas as well as clean rooms.

- Available in white with a satin finish (other pastel colours available – please see chart for details)
- Range of thicknesses and sizes
- Good impact strength to 0 degrees C
- Excellent rigidity
- Easily cut and shaped
- Class 1 Fire Rating (BS476)

POLYPROPYLENE WALL CLADDING

Ideal for applications where fire resistance is not a priority, but hygiene is. Quick and easy to install, Polypropylene wall cladding must* be mechanically fixed together with our sealant system.

Typical applications - agricultural usage, dairies, food storage areas and basic food preparation areas.

- Available in white or blue with a gloss finish
- Range of thicknesses and sizes
- Excellent impact strength to -20 degrees C
- Lightweight
- Easily cut and shaped
- Class 4 Fire Rating (BS476)

SHEET SIZE AND COLOUR AVAILABILITY

PVC - SOLID	POLYPROPYLENE	SIZE
○	○	8' x 4' x 2mm
○	○	10' x 4' x 2mm
○ ● ● ● ●	○	8' x 4' x 2.5mm
○ ● ● ● ●	○	10' x 4' x 2.5mm
○	○ ●	8' x 4' x 3mm
○	○ ●	10' x 4' x 3mm


THE COLOUR RANGE*

- White
- Grey
- Blue
- Green
- Cream

*Please note: all colours are indicative only, please contact us to request a sample. All sizes and colours are subject to availability, contact us for details.

THE PROFILE RANGE

QUALITY U-PVC PROFILES IN A CHOICE OF COLOURS FOR A SIMPLE, STRAIGHTFORWARD & LONG LASTING INSTALLATION



ADHESIVE, CLEANER AND SEALANT

2-part adhesive (PVC system only) - once combined, a paste consistency with gap filling capabilities is achieved. When cured a tough, long lasting, resilient bond is formed which is resistant to water, solvents and heat.

Sealant - this high quality sealant is also an adhesive providing a better bond to all surfaces.

Cleaner - providing an easy solution for removing excess adhesive from any surface.

These three products ensure a long lasting and highly resilient installation.

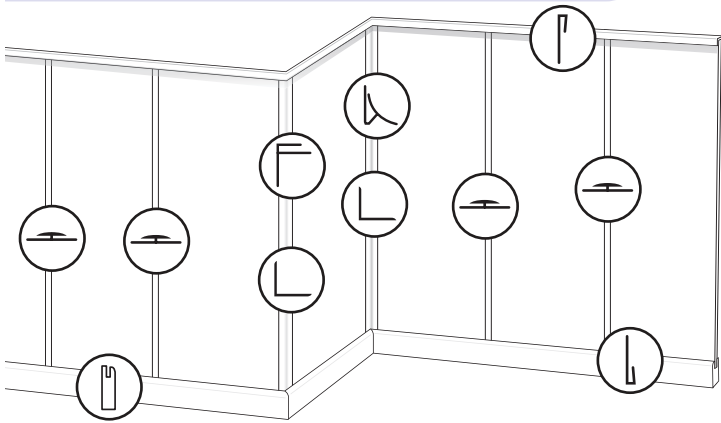
*Installation via OadryClad drive rivets is strongly recommended.

Images for illustrative purposes only.

STRAIGHTFORWARD INSTALLATION



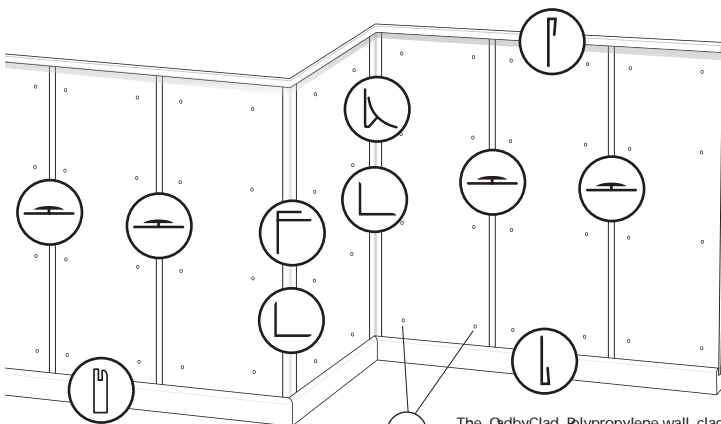
PVC WALL CLADDING SYSTEM



- Wall capping strip
- Wall plank joining strip
- External wall corner
- External wall angle
- Internal wall corner
- Internal wall angle
- Wall capping strip
- Skirting



POLYPROPYLENE WALL CLADDING SYSTEM

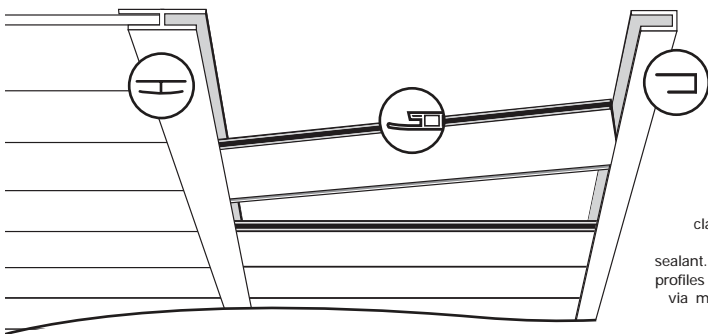


- Wall capping strip
- Wall plank joining strip
- External wall corner
- External wall angle
- Internal wall corner
- Internal wall angle
- Wall capping strip
- Skirting

The QadbyClad Polypropylene wall cladding system must be installed mechanically using suitable drive rivets and sealant. In certain situations the profiles may require installation via further mechanical fixings. Please contact us for advice.



CEILING CLADDING SYSTEM



- Ceiling joining strip
- Ceiling edging strip
- Ceiling plank

The QadbyClad ceiling cladding system must be installed using suitable sealant. In certain situations the profiles may require installation via mechanical fixings. Please contact us for advice.

INSTALLATION GUIDELINES

Make sure the wall is clean, dry and flat. Check that all surfaces are smooth with no flaking paint, plaster or other material. Ensure the panels for fixing are flat, dry and clean; ideally they should be at the temperature at which the room will be operating. The panels can be applied to any wall surface: plaster, board, gypsum, wallpaper, brick, concrete plus many others. They can also be fixed directly onto tiled surfaces provided the tiles are firmly in place. These are general guidelines intended as a brief guide to installation, individual situations may vary. For further advice and information please contact us on 0808 1780001 or email info@ckdirect.co.uk

CKDirect

Perfection is Our Passion

contact us for further information or go to

www.ckdirect.co.uk

freephone 0808 1780001 or

e-mail info@ckdirect.co.uk

Unit 1 54 Jubilee St
Woodston
Peterborough
Cams
PE2 9PH

